



## PS350 Dump Body

### HIGHWAY EQUIPMENT COMPANY



1330 76th Ave. SW -- CEDAR RAPIDS, IOWA 52404-7052 -- PHONE: 800/363-1771 -- FAX: 800/363-8267

Effective date: **August 1, 2017**

This supersedes all previous price lists. Orders shipped after 12/1/2017 will be invoiced at 8/1/2017 pricing regardless of order date.



#### Standard Features:

- Cross-memberless dump body design
- 10-gauge sides and head sheet of one-piece construction
- Seamless boxed top rail and rub rail are sloped outward
- 3/16" 1-piece Grade 50 steel floor (304s/s body - 3/16" AR400 floor)
- 2 light holes in each rear bolster
- 5" radius transition between floor and side walls (fully welded)
- 10-gauge front and rear corner posts with 2" side board pockets
- 10-gauge tailgate with boxed perimeter & sloped horizontal braces
- Manual tailgate latch with dual over center linkage
- All components are cleaned with a high pressure iron phosphate treatment and prime painted using a plural component urethane primer. 304 stainless steel units are unpainted (non-304 stainless steel components painted black).

#### Underbody hoist option:

- 10" structural steel I-beam longitudinals
- 4" X 2" X 1/4" wall structural tube sub-frame
- Class 50, 8" bore X 20" stroke double-acting cylinder
- 2 safety props and solid rear hinge block
- Rear hinge has 1-1/2" steel pins with grease fittings

#### Telescopic hoist option:

- 8" structural steel I-beam longitudinals
- Trunnion mount double-acting hoist - telescopic design
- Frame mount cradle incorporates safety props
- 11" X 10-1/4" formed dog house in head sheet
- Rear hinge constructed of 4" structural angle
- 2" diameter hinge pins with grease fittings

#### PS350UB Dump Body (Underbody Hoist)

#### LIST PRICE

Length	Sides	Head Sheet	Tailgate	Capacity (Cubic Yards)	Hoist	Capacity	Dump Angle	Approx. Weight	Required CA / CT	Grade 50	201SS	304SS
10'	24"	36"	32"	5.2 / 7.3	UB-8-20	20.2 ton	55°	2855#	84"	\$ 14,110	\$ 17,900	\$ 18,645
10'	30"	42"	38"	6.5 / 8.6	UB-8-20	20.2 ton	55°	3005#	84"	\$ 14,420	\$ 18,305	\$ 18,960

#### PS350T Dump Body (Telescopic Hoist)

#### LIST PRICE

Length	Sides	Head Sheet	Tailgate	Capacity (Cubic Yards)	Hoist	Capacity	Dump Angle	Approx. Weight	Required CA / CT	Grade 50	201SS	304SS
10'	24"	46"	32"	5.1 / 7.2	CS-90-4.5-3DA	16.0 ton	49.8°	2855#	84"	\$ 12,410	\$ 16,900	\$ 17,480
10'	30"	46"	38"	6.5 / 8.6	CS-90-4.5-3DA	16.0 ton	49.8°	3005#	84"	\$ 12,655	\$ 17,030	\$ 17,960
12'	24"	46"	32"	6.2 / 8.7	CS-100-4.5-3DA	16.0 ton	44.9°	3530#	108"	\$ 13,725	Call	\$ 19,175
12'	30"	46"	38"	7.7 / 10.2	CS-100-4.5-3DA	16.0 ton	44.9°	3680#	108"	\$ 13,980	Call	\$ 19,755

All prices are quoted F.O.B. factory. All prices for optional equipment are for individual units and apply only when ordered with equipment. Pre-approved return of unused equipment and options are subject to a 20% restocking charge. Specials and factory non-stocking items are non-returnable. All prices and specifications are subject to change without notice. Please verify the most recent prices and specifications by visiting dealer.highwayequipment.com.



**PS350 Dump Body**  
HIGHWAY EQUIPMENT COMPANY



1330 76th Ave. SW • CEDAR RAPIDS, IOWA 52404-7062 • PHONE: 800/363-1771 • FAX: 800/363-8267

Effective date: **August 1, 2017**

This supersedes all previous price lists. Orders shipped after 12/1/2017 will be invoiced at 8/1/2017 pricing regardless of order date.

**OPTIONAL ACCESSORIES FOR THE PS350 DUMP BODY**

**LIST PRICE**

Description	Carbon	201SS	304SS
7-gauge sides and ends ILO 10-gauge - <b>24" sides</b>			
- 10' unit	\$270	\$715	\$1,040
- 12' unit	\$370	Call	\$1,095
7-gauge sides and ends ILO 10-gauge - <b>30" sides</b>			
- 10' unit	\$310	\$785	\$1,175
- 12' unit	\$410	Call	\$1,205
3/16" AR400 floor ILO 3/16" Grade 50 steel floor			
- 10' unit	\$990	Standard	Standard
- 12' unit	\$1,180	Standard	Standard
1/4" AR400 floor ILO 3/16" AR400 floor			
- 10' unit	\$615	\$615	\$615
- 12' unit	\$725	\$725	\$725
Additional 10-gauge horizontal side brace - one per side			
- 10' unit	\$130	\$280	\$335
- 12' unit	\$140	Call	\$350
Additional horizontal tailgate brace	\$55	\$95	\$125
Grip-strut walk rail installed both sides			
- 10' unit	\$260	\$325	\$325
- 12' unit	\$285	\$400	\$400
3/4" steel tarp rail installed both sides			
- 10' unit	\$90	\$140	\$140
- 12' unit	\$100	\$160	\$160
10-gauge cab shield - 16" X 84" or 78" (shipped loose)(304SS will be provided for 201SS units)	\$420	\$1,015	\$1,015
10-gauge cab shield - 22" X 84" or 78" (shipped loose)(304SS will be provided for 201SS units)	\$460	\$1,075	\$1,075
10-gauge cab shield - 30" X 84" or 78" (shipped loose)(304SS will be provided for 201SS units)	\$470	\$1,455	\$1,455
10-gauge cab shield - 40" X 84" or 78" (shipped loose)(304SS will be provided for 201SS units)	\$490	\$1,510	\$1,510
<i>Factory Installation</i>	\$335	\$335	\$335
Flip-up ladder for side mount (shipped loose)	\$310	\$420	\$420
<i>Factory Installation</i>	\$120	\$120	\$120
Air tailgate latch assembly ILO manual (installed)	\$55	\$55	\$55
Air valve kit	\$145	\$145	\$145
6-panel tailgate - 32" height	\$110	\$135	\$145
6-panel tailgate - 38" height	\$125	\$155	\$165
Coal chute door - installed	\$415	\$490	\$490
Bolt-on rear asphalt lip			
- 8" asphalt lip (carbon steel)	\$465	\$465	\$465
- 12" asphalt lip (carbon steel)	\$520	\$520	\$520
Incandescent light kit			
- 1-per side	\$185	\$185	\$185
- 2-per side	\$245	\$245	\$245
LED light kit (2-per side)	\$485	\$485	\$485
Body-up indicator light	\$65	\$65	\$65

All prices are quoted F.O.B. factory. All prices for optional equipment are for individual units and apply only when ordered with equipment. Pre-approved return of unused equipment and options are subject to a 20% restocking charge. Specials and factory non-stocking items are non-returnable. All prices and specifications are subject to change without notice. Please verify the most recent prices and specifications by visiting dealer.highwayequipment.com.





## PS400 Dump Body

### HIGHWAY EQUIPMENT COMPANY



1330 76th Ave. SW -- CEDAR RAPIDS, IOWA 52404-7062 -- PHONE: 800/363-1771 -- FAX: 800/363-8267

Effective date: **August 1, 2017**

This supersedes all previous price lists. Orders shipped after 12/1/2017 will be invoiced at 8/1/2017 pricing regardless of order date.



#### Standard Features:

- Cross-memberless dump body design
- 10-gauge sides of one-piece construction
- Seamless boxed top rail and rub rail are sloped outward
- 3/16" 1-piece AR400 steel floor
- 5" radius transition between floor and side walls (fully welded)
- 10-ga front & 7-ga rear corner posts with 2" side board pockets
- Head sheet incorporates a 13" X 13-1/2" formed doghouse
- 10-ga tailgate with boxed perimeter & sloped horizontal braces
- Air tailgate latch with dual brake chambers & over center linkage
- 8" X 13# structural steel I-beam longitudinals
- Single-acting, trunnion mount telescopic hoist  
- 2 year warranty on hoist cylinder
- Frame mount cradle of 4" X 6" X 1/2" structural angle
- Rear hinge constructed of 6" X 8" X 1/2" structural steel angle
- 2" diameter hinge pins with grease fittings
- 2 light holes per side in rear bolsters

All components are cleaned with a high pressure iron phosphate treatment and prime painted using a plural component urethane primer. 304 stainless steel units are unpainted (non-304 stainless steel components painted black).

### PS400 Grade 50 Steel Dump Body

Length	Sides	Head Sheet	Tailgate	Capacity (Cubic Yards)	Single-Acting Hoist	Capacity	Dump Angle	Approx. Weight	Required CA / CT	LIST PRICE Grade 50
13'	36"	58"	44"	9.9/14.1	CS-120-5-3	19.63 ton	49.9°	3450#	108"	\$ 15,780
13'	44"	58"	52"	12.1/15.1	CS-120-5-3	19.63 ton	49.9°	3710#	108"	\$ 16,110
13'	52"	60"	60"	14.3/17.3	CS-120-5-3	19.63 ton	49.9°	3910#	108"	\$ 16,590
14'	36"	58"	44"	10.7/15.2	CS-130-6-3	28.3 ton	49.6°	3620#	120"	\$ 17,165
14'	44"	58"	52"	13.1/16.3	CS-130-6-3	28.3 ton	49.6°	3900#	120"	\$ 17,305
14'	52"	60"	60"	15.5/16.3	CS-130-6-3	28.3 ton	49.6°	4110#	120"	\$ 17,760
15'	36"	58"	44"	11.5/16.3	CS-140-6-4	28.3 ton	49.4°	3800#	132"	\$ 18,150
15'	44"	58"	52"	14.0/17.5	CS-140-6-4	28.3 ton	49.4°	4090#	132"	\$ 18,995
15'	52"	60"	60"	16.6/20.0	CS-140-6-4	28.3 ton	49.4°	4300#	132"	\$ 19,465
16'	36"	58"	44"	12.2/17.3	CS-150-6-4	28.3 ton	49.8°	3970#	144"	\$ 19,110
16'	44"	58"	52"	15.0/18.7	CS-150-6-4	28.3 ton	49.8°	4280#	144"	\$ 19,745
16'	52"	60"	60"	17.7/21.4	CS-150-6-4	28.3 ton	49.8°	4500#	144"	\$ 20,170

All prices are quoted F.O.B. factory. All prices for optional equipment are for individual units and apply only when ordered with equipment. Pre-approved return of unused equipment and options are subject to a 20% restocking charge. Specials and factory non-stocking items are non-returnable. All prices and specifications are subject to change without notice. Please verify the most recent prices and specifications by visiting dealer.highwayequipment.com.



**PS400 Dump Body**  
HIGHWAY EQUIPMENT COMPANY



1330 76th Ave. SW • CEDAR RAPIDS, IOWA 52404-7052 • PHONE: 800/363-1771 • FAX: 800/363-8267

Effective date: **August 1, 2017**

This supersedes all previous price lists. Orders shipped after 12/1/2017 will be invoiced at 8/1/2017 pricing regardless of order date.

OPTIONAL ACCESSORIES - <u>Grade 50 Steel</u> PS400	LIST PRICE			
Body Options	13'	14'	15'	16'
7-gauge GR50 sides, head sheet and tailgate ILO 10-gauge				
- 36" side height	\$270	\$350	\$440	\$465
- 44" side height	\$295	\$425	\$490	\$515
- 52" side height	\$310	\$500	\$555	\$575
1/4" AR400 floor ILO 3/16" AR400 floor	\$785	\$845	\$910	\$970
Additional 10-gauge horizontal side brace - one per side	\$175	\$185	\$190	\$195
Grip-strut walk rail installed both sides - carbon steel	\$340	\$340	\$340	\$340
3/4" steel tarp rail installed both sides - carbon steel	\$135	\$140	\$140	\$145

Cab Shield Options	
10-gauge carbon steel cab shield - 16" X 84" or 78" (shipped loose)	\$420
10-gauge carbon steel cab shield - 22" X 84" or 78" (shipped loose)	\$460
10-gauge carbon steel cab shield - 30" X 84" or 78" (shipped loose)	\$470
10-gauge carbon steel cab shield - 40" X 84" or 78" (shipped loose)	\$490
<i>Factory Installation</i>	\$335

Tailgate Options	
Air valve kit for tailgate latch	\$145
9-panel tailgate - 44" height	\$180
12-panel tailgate - 52" or 60" height	\$245
Coal chute door - carbon steel (installed) - <i>must add 9 or 12 panel tailgate</i>	\$415
Additional horizontal tailgate brace	\$55

Miscellaneous Options	
Bolt-on carbon steel rear asphalt lip	
- 8" asphalt lip	\$465
- 12" asphalt lip	\$520
Flip-up carbon steel ladder for side mount (shipped loose)	\$360
<i>Factory Installation</i>	\$120
Incandescent light kit (2 per side)	\$245
LED light kit (2-per side)	\$485
Body-up indicator light	\$65

All prices are quoted F.O.B. factory. All prices for optional equipment are for individual units and apply only when ordered with equipment. Pre-approved return of unused equipment and options are subject to a 20% restocking charge. Specials and factory non-stocking items are non-returnable. All prices and specifications are subject to change without notice. Please verify the most recent prices and specifications by visiting [dealer.highwayequipment.com](http://dealer.highwayequipment.com).





## PS400 Dump Body

### HIGHWAY EQUIPMENT COMPANY



1330 76th Ave. SW • CEDAR RAPIDS, IOWA 52404-7052 • PHONE: 800/363-1771 • FAX: 800/363-8267

**Effective date: August 1, 2017**

This supersedes all previous price lists. Orders shipped after 12/1/2017 will be invoiced at 8/1/2017 pricing regardless of order date.



#### Standard Features:

- Cross-memberless dump body design
- 10-gauge sides of one-piece construction
- Seamless boxed top rail and rub rail are sloped outward
- 3/16" 1-piece AR400 steel floor
- 5" radius transition between floor and side walls (fully welded)
- 10-ga front & 7-ga rear corner posts with 2" side board pockets
- Headsheet incorporates a 13" X 13-1/2" formed doghouse
- 10-ga tailgate with boxed perimeter & sloped horizontal braces
- Air tailgate latch with dual brake chambers & over center linkage
- 8" X 13# structural steel I-beam longitudinals
- Single-acting, trunnion mount telescopic hoist  
- 2 year warranty on hoist cylinder
- Frame mount cradle of 4" X 6" X 1/2" structural angle
- Rear hinge constructed of 6" X 8" X 1/2" structural steel angle
- 2" diameter hinge pins with grease fittings
- 2 light holes per side in rear bolsters

All components are cleaned with a high pressure iron phosphate treatment. Non-201 stainless steel components are prime painted using a plural component urethane primer. 201 stainless steel components are unpainted (non-201 stainless steel components painted black).

### PS400 201 Stainless Steel Dump Body

Length	Sides	Head Sheet	Tailgate	Capacity (Cubic Yards)	Single-Acting Hoist	Capacity	Dump Angle	Approx. Weight	Required CA / CT	LIST PRICE 201SS
13'	36"	58"	44"	9.9/14.1	CS-120-5-3	19.63 ton	49.9°	3450#	108"	<b>\$ 21,110</b>
13'	44"	58"	52"	12.1/15.1	CS-120-5-3	19.63 ton	49.9°	3710#	108"	<b>\$ 22,270</b>
13'	52"	60"	60"	14.3/17.3	CS-120-5-3	19.63 ton	49.9°	3910#	108"	<b>\$ 23,295</b>
14'	36"	58"	44"	10.7/15.2	CS-130-6-3	28.3 ton	49.6°	3620#	120"	<b>\$ 22,055</b>
14'	44"	58"	52"	13.1/16.3	CS-130-6-3	28.3 ton	49.6°	3900#	120"	<b>\$ 23,760</b>
14'	52"	60"	60"	15.5/16.3	CS-130-6-3	28.3 ton	49.6°	4110#	120"	<b>\$ 23,995</b>
15'	36"	58"	44"	11.5/16.3	CS-140-6-4	28.3 ton	49.4°	3800#	132"	<b>\$ 23,685</b>
15'	44"	58"	52"	14.0/17.5	CS-140-6-4	28.3 ton	49.4°	4090#	132"	<b>\$ 24,975</b>
15'	52"	60"	60"	16.6/20.0	CS-140-6-4	28.3 ton	49.4°	4300#	132"	<b>\$ 25,035</b>
16'	36"	58"	44"	12.2/17.3	CS-150-6-4	28.3 ton	49.8°	3970#	144"	<b>\$ 24,700</b>
16'	44"	58"	52"	15.0/18.7	CS-150-6-4	28.3 ton	49.8°	4280#	144"	<b>\$ 26,150</b>
16'	52"	60"	60"	17.7/21.4	CS-150-6-4	28.3 ton	49.8°	4500#	144"	<b>\$ 27,720</b>

All prices are quoted F.O.B. factory. All prices for optional equipment are for individual units and apply only when ordered with equipment. Pre-approved return of unused equipment and options are subject to a 20% restocking charge. Specials and factory non-stocking items are non-returnable. All prices and specifications are subject to change without notice. Please verify the most recent prices and specifications by visiting dealer.highwayequipment.com.



**PS400 Dump Body**  
HIGHWAY EQUIPMENT COMPANY



1330 76th Ave. SW • CEDAR RAPIDS, IOWA 52404-7062 • PHONE: 800/363-1771 • FAX: 800/363-8267

Effective date: **August 1, 2017**

This supersedes all previous price lists. Orders shipped after 12/1/2017 will be invoiced at 8/1/2017 pricing regardless of order date.

OPTIONAL ACCESSORIES - <u>201SS</u> PS400	LIST PRICE			
	13'	14'	15'	16'
<b>Body Options</b>				
7-gauge 201SS sides, head sheet and tailgate ILO 10-gauge				
- 36" side height	\$1,105	\$1,125	\$1,165	\$1,175
- 44" side height	\$1,245	\$1,270	\$1,320	\$1,495
- 52" side height	\$1,600	\$2,035	\$2,130	\$2,265
1/4" AR400 floor ILO 3/16" AR400 floor	\$785	\$845	\$910	\$970
Additional 10-gauge horizontal side brace - one per side	\$330	\$345	\$415	\$445
Grip-strut walk rail installed both sides - 304 stainless steel	\$520	\$530	\$550	\$580
3/4" steel tarp rail installed both sides - 304 stainless steel	\$210	\$225	\$245	\$255

<b>Cab Shield Options</b>	
10-gauge 304 stainless steel cab shield - 16" X 84" or 78" (shipped loose)	\$1,050
10-gauge 304 stainless steel cab shield - 22" X 84" or 78" (shipped loose)	\$1,105
10-gauge 304 stainless steel cab shield - 30" X 84" or 78" (shipped loose)	\$1,410
10-gauge 304 stainless steel cab shield - 40" X 84" or 78" (shipped loose)	\$1,450
<i>Factory Installation</i>	\$335

<b>Tailgate Options</b>	
Air valve kit for tailgate latch	\$145
9-panel tailgate - 44" height	\$190
12-panel tailgate - 52" or 60" height	\$260
Coal chute door - 304 stainless steel (installed) - <b>must add 9 or 12 panel tailgate</b>	\$490
Additional horizontal tailgate brace	\$95

<b>Miscellaneous Options</b>	
Bolt-on carbon steel rear asphalt lip	
- 8" asphalt lip	\$465
- 12" asphalt lip	\$520
Flip-up 304 stainless steel ladder for side mount (shipped loose)	\$540
<i>Factory Installation</i>	\$120
Incandescent light kit (2 per side)	\$245
LED light kit (2-per side)	\$485
Body-up indicator light	\$65

All prices are quoted F.O.B. factory. All prices for optional equipment are for individual units and apply only when ordered with equipment. Pre-approved return of unused equipment and options are subject to a 20% restocking charge. Specials and factory non-stocking items are non-returnable. All prices and specifications are subject to change without notice. Please verify the most recent prices and specifications by visiting dealer.highwayequipment.com.





**PS400 Dump Body**  
HIGHWAY EQUIPMENT COMPANY



1330 76th Ave. SW -- CEDAR RAPIDS, IOWA 52404-7052 -- PHONE: 800/363-1771 -- FAX: 800/363-8267

**Effective date: August 1, 2017**

This supersedes all previous price lists. Orders shipped after 12/1/2017 will be invoiced at 8/1/2017 pricing regardless of order date.



**Standard Features:**

- Cross-memberless dump body design
- 10-gauge sides of one-piece construction
- Seamless boxed top rail and rub rail are sloped outward
- 3/16" 1-piece AR400 steel floor
- 5" radius transition between floor and side walls (fully welded)
- 10-ga front & 7-ga rear corner posts with 2" side board pockets
- Headsheet incorporates a 13" X 13-1/2" formed doghouse
- 10-ga tailgate with boxed perimeter & sloped horizontal braces
- Air tailgate latch with dual brake chambers & over center linkage
- 8" X 13# structural steel I-beam longitudinals
- Single-acting, trunnion mount telescopic hoist  
- 2 year warranty on hoist cylinder
- Frame mount cradle of 4" X 6" X 1/2" structural angle
- Rear hinge constructed of 6" X 8" X 1/2" structural steel angle
- 2" diameter hinge pins with grease fittings
- 2 light holes per side in rear bolsters

All components are cleaned with a high pressure iron phosphate treatment. Non-304 stainless steel components are prime painted using a plural component urethane primer. 304 stainless steel components are unpainted (non-304 stainless steel components painted black).

**PS400 304 Stainless Steel Dump Body**

Length	Sides	Head Sheet	Tailgate	Capacity (Cubic Yards)	Single-Acting Hoist	Capacity	Dump Angle	Approx. Weight	Required CA / CT	LIST PRICE 304SS
13'	36"	58"	44"	9.9/14.1	CS-120-5-3	19.63 ton	49.9°	3450#	108"	\$ 19,955
13'	44"	58"	52"	12.1/15.1	CS-120-5-3	19.63 ton	49.9°	3710#	108"	\$ 22,390
13'	52"	60"	60"	14.3/17.3	CS-120-5-3	19.63 ton	49.9°	3910#	108"	\$ 23,880
14'	36"	58"	44"	10.7/15.2	CS-130-6-3	28.3 ton	49.6°	3620#	120"	\$ 21,260
14'	44"	58"	52"	13.1/16.3	CS-130-6-3	28.3 ton	49.6°	3900#	120"	\$ 23,565
14'	52"	60"	60"	15.5/16.3	CS-130-6-3	28.3 ton	49.6°	4110#	120"	\$ 25,125
15'	36"	58"	44"	11.5/16.3	CS-140-6-4	28.3 ton	49.4°	3800#	132"	\$ 22,560
15'	44"	58"	52"	14.0/17.5	CS-140-6-4	28.3 ton	49.4°	4090#	132"	\$ 26,315
15'	52"	60"	60"	16.6/20.0	CS-140-6-4	28.3 ton	49.4°	4300#	132"	\$ 26,905
16'	36"	58"	44"	12.2/17.3	CS-150-6-4	28.3 ton	49.8°	3970#	144"	\$ 23,445
16'	44"	58"	52"	15.0/18.7	CS-150-6-4	28.3 ton	49.8°	4280#	144"	\$ 27,235
16'	52"	60"	60"	17.7/21.4	CS-150-6-4	28.3 ton	49.8°	4500#	144"	\$ 27,880

All prices are quoted F.O.B. factory. All prices for optional equipment are for individual units and apply only when ordered with equipment. Pre-approved return of unused equipment and options are subject to a 20% restocking charge. Specials and factory non-stocking items are non-returnable. All prices and specifications are subject to change without notice. Please verify the most recent prices and specifications by visiting dealer.highwayequipment.com.



**PS400 Dump Body**  
HIGHWAY EQUIPMENT COMPANY



1330 76th Ave. SW \*\* CEDAR RAPIDS, IOWA 52404-7052 \*\* PHONE: 800/363-1771 \*\* FAX: 800/363-8267

Effective date: **August 1, 2017**

This supersedes all previous price lists. Orders shipped after 12/1/2017 will be invoiced at 8/1/2017 pricing regardless of order date.

OPTIONAL ACCESSORIES - <u>304SS</u> PS400	LIST PRICE			
---	------------	--	--	--

Body Options	13'	14'	15'	16'
7-gauge 304SS sides, head sheet and tailgate ILO 10-gauge				
- 36" side height	\$1,650	\$1,835	\$1,930	\$1,950
- 44" side height	\$1,970	\$1,990	\$2,020	\$2,035
- 52" side height	\$2,015	\$2,150	\$2,275	\$2,350
1/4" AR400 floor ILO 3/16" AR400 floor	\$785	\$845	\$910	\$970
Additional 10-gauge horizontal side brace - one per side	\$415	\$435	\$475	\$475
Grip-strut walk rail installed both sides - 304 stainless steel	\$520	\$530	\$550	\$580
3/4" steel tarp rail installed both sides - 304 stainless steel	\$210	\$225	\$245	\$255

Cab Shield Options	
10-gauge 304 stainless steel cab shield - 16" X 84" or 78" (shipped loose)	\$1,050
10-gauge 304 stainless steel cab shield - 22" X 84" or 78" (shipped loose)	\$1,105
10-gauge 304 stainless steel cab shield - 30" X 84" or 78" (shipped loose)	\$1,410
10-gauge 304 stainless steel cab shield - 40" X 84" or 78" (shipped loose)	\$1,450
Factory Installation	\$335

Tailgate Options	
Air valve kit for tailgate latch	\$145
9-panel tailgate - 44" height	\$190
12-panel tailgate - 52" or 60" height	\$260
Coal chute door - 304 stainless steel (installed) - <i>must add 9 or 12 panel tailgate</i>	\$490
Additional horizontal tailgate brace	\$130

Miscellaneous Options	
Bolt-on carbon steel rear asphalt lip	
- 8" asphalt lip	\$465
- 12" asphalt lip	\$520
Flip-up 304 stainless steel ladder for side mount (shipped loose)	\$540
Factory Installation	\$120
Incandescent light kit (2 per side)	\$245
LED light kit (2-per side)	\$485
Body-up indicator light	\$65

All prices are quoted F.O.B. factory. All prices for optional equipment are for individual units and apply only when ordered with equipment. Pre-approved return of unused equipment and options are subject to a 20% restocking charge. Specials and factory non-stocking items are non-returnable. All prices and specifications are subject to change without notice. Please verify the most recent prices and specifications by visiting dealer.highwayequipment.com.





**E2500**  
HIGHWAY EQUIPMENT COMPANY



1330 76th Ave. SW • CEDAR RAPIDS, IOWA 52404-7052 • PHONE: 800/363-1771 • FAX: 800/363-8267

Effective date: **August 1, 2017**

This supersedes all previous price lists. Orders shipped after 12/1/17 will be invoiced at 8/1/17 pricing regardless of order date.



**E2500 spreader complete with the following:**

- Standard 82" wide body is constructed of a 10-gauge hopper, stakes and longsills with a 7-gauge bolt-in replaceable conveyor bottom panel. (Stainless steel units are constructed of a 12-gauge hopper, stakes and longsills with a 10-gauge bolt-in replaceable conveyor bottom panel.)
- Equipped with 2 hydraulic motors. One motor is mounted to the gear case; the other motor provides power to the spinner disc. **No other hydraulic components are included.** (See hydraulics options - page 2.)
- 24" wide pintle-type chain conveyor with 1/4" X 1-1/2" crossbars. This conveyor is driven by a 50:1 reduction worm gear drive with a hi-torque/low-speed hydraulic motor.
- Enclosed spinner hopper is height adjustable and has a hinged rear panel which allows material to be discharged without striking the spinner. Two internal spinner deflectors provide placement of material on to the spinner disc driven by a direct, top mounted hydraulic spinner motor. The 20" diameter spinner disc is provided with six bolt-on fins and four baffles designed for complete control of material application. The entire assembly shall swing-up to allow for bulk unloading, cleaning, or storage.
- Prior to painting, all components are chemically cleaned. Upon completion of the cleaning process, all exposed seams not welded are chemically sealed. All components are then double coated with a lead- and chrome-free plural-component epoxy primer. The hopper body is painted with two finish coats of Hi-Way yellow plural-component urethane paint and then oven-cured. Bolt-on components are painted Hi-Way black urethane, oven-cured and assembled. 304 stainless steel units are unpainted (non-304 stainless steel components are painted black).
- All units are topped with a black decal group.

**Note: For proper operation, hydraulic system requires 20-25 GPM at 1500 PSI.**

Basic Unit:	Carbon	304SS
9' E2500 - as described above (4.7 cubic yard struck capacity)	\$8,155	\$9,835
10' E2500 - as described above (5.2 cubic yard struck capacity)	\$8,215	\$9,970
11' E2500 - as described above (5.8 cubic yard struck capacity)	\$8,700	\$10,915
12' E2500 - as described above (6.3 cubic yard struck capacity)	\$9,150	\$11,135
13' E2500 - as described above (6.9 cubic yard struck capacity)	\$9,575	\$11,840
14' E2500 - as described above (7.5 cubic yard struck capacity)	\$9,995	\$12,420
15' E2500 - as described above (8.0 cubic yard struck capacity)	\$10,390	\$12,815
16' E2500 - as described above (8.6 cubic yard struck capacity)	\$10,520	\$13,130

Body and Conveyor Options:	9'	10'	11'	12'	13'	14'	15'	16'
6" integrated side extensions								
- Carbon Steel	\$160	\$170	\$170	\$185	\$185	\$200	\$210	\$215
- 304 Stainless Steel	\$500	\$550	\$565	\$595	\$620	\$665	\$670	\$670
12" integrated side extensions (not available in 15' and 16' units)								
- Carbon Steel	\$275	\$325	\$350	\$355	\$430	\$440	N/A	N/A
- 304 Stainless Steel	\$700	\$725	\$750	\$785	\$830	\$870	N/A	N/A
96" fenders (overall width)								
- Carbon Steel	\$645	\$700	\$740	\$760	\$835	\$885	\$920	\$960
- 304 Stainless Steel (carbon angles)	\$1,115	\$1,165	\$1,310	\$1,335	\$1,435	\$1,560	\$1,635	\$1,800

Continued on following page

All prices are quoted F.O.B. factory. All prices for optional equipment are for individual units and apply only when ordered with equipment. Pre-approved return of unused equipment and options are subject to a 20% restocking charge. Specials and factory non-stocking items are non-returnable. All prices and specifications are subject to change without notice. Please verify the most recent prices and specifications by visiting dealer.highwayequipment.com.



# E2500

## HIGHWAY EQUIPMENT COMPANY

1330 76th Ave. SW • CEDAR RAPIDS, IOWA 52404-7052 • PHONE: 800/363-1771 • FAX: 800/363-8267



**Effective date: August 1, 2017**

This supersedes all previous price lists. Orders shipped after 12/1/17 will be invoiced at 8/1/17 pricing regardless of order date.

Body and Conveyor Options:	9'	10'	11'	12'	13'	14'	15'	16'
Inverted "V"								
- Carbon Steel	\$295	\$295	\$315	\$315	\$490	\$490	\$510	\$510
- 304 Stainless Steel	\$495	\$495	\$580	\$580	\$795	\$795	\$815	\$815
Idler adjustment extended to rear								
- Carbon Steel	\$95	\$105	\$110	\$115	\$130	\$135	\$140	\$145
- 304 Stainless Steel	\$170	\$180	\$190	\$205	\$220	\$235	\$275	\$295
Idler grease tubes extended to rear	\$195	\$205	\$225	\$240	\$250	\$270	\$315	\$320
Hinged screens (2-1/2" X 2-1/2" openings)	\$1,305	\$1,450	\$1,500	\$1,675	\$1,980	\$2,020	\$2,170	\$2,225

Options:	Carbon	304SS
Doghouse modification - specify 1' or 2' cut back	\$200	\$200
Dump body mounting kit & tailgate latching device (ratchet straps)	\$455	\$455
Dump body mounting kit & tailgate latching device (chains)	\$470	\$470
Spring-loaded truck chassis mounting kit	\$200	\$200
Spring-loaded idler assembly ILOS	\$100	\$110
Conveyor chain oiler	\$155	\$155
1/2 cab shield - specify 57", 63", or 69"	\$405	\$935
Ladder kit assembly (carbon steel) - right/left for fender or rear for dump body	\$380	\$380
Straight channel bar-type bumper assembly - carbon steel	\$305	\$305
Clearance lights and reflectors to comply with FMVSS 108 - chassis mount	\$205	\$205
Clearance lights and reflectors to comply with FMVSS 108 - dump body mount	\$50	\$50
Directional, stop, tail, turn, and backup lights - no control	\$160	\$160
7" round warning light - each (specify amber or red)	\$100	\$100
Spinner spot light - each	\$135	\$135

Hydraulic Options:	Carbon	304SS
Manual dual control valve	\$685	\$685
Manual dual control valve mounted at rear with dump valve	\$990	\$990
Hydraulic hoses & NPT fittings - for dual system ( <i>pressure hose not included</i> )	\$535	\$535
Hydraulic hoses & NPT fittings - rear of truck to spinner & conveyor motors	\$310	\$310
Hydraulic oil reservoir and filter - carbon steel	\$410	\$410
Pedestal mounting kit - for elevation of manual dual in-cab control valve	\$190	\$190
Hydraulic quick disconnects - for truck engine driven pump	\$315	\$315

Spinner Hopper Options: (ILOS - In Lieu of Standard)	Carbon	304SS
Polyurethane spinner disc ILOS	\$90	\$90
Underslung spinner motor ILOS	\$90	\$210
Winch assembly for swing-up hopper (carbon steel)	\$390	\$390

All prices are quoted F.O.B. factory. All prices for optional equipment are for individual units and apply only when ordered with equipment. Pre-approved return of unused equipment and options are subject to a 20% restocking charge. Specials and factory non-stocking items are non-returnable. All prices and specifications are subject to change without notice. Please verify the most recent prices and specifications by visiting [dealer.highwayequipment.com](http://dealer.highwayequipment.com).





# E3020

HIGHWAY EQUIPMENT COMPANY

1330 76th Ave. SW • CEDAR RAPIDS, IOWA 52404-7052 • PHONE: 800/363-1771 • FAX: 800/363-8267

Effective date: **August 1, 2017**



This supersedes all previous price lists. Orders shipped after 12/1/2017 will be invoiced at 8/1/2017 pricing regardless of order date.



## E3020 hydraulic dump/spreader complete with the following:

- Standard 88" wide body is constructed of a fully welded 10-gauge hopper and stakes with 7-gauge longsills and bolt-in replaceable conveyor bottom panel.
- 30" wide pintle-type conveyor chain with 3/8" X 1-1/2" crossbars. This conveyor is driven by a 6:1 reduction twin-pinion spur gear drive with a hi-torque/low -speed hydraulic motor (highest efficiency-98% for lower operational and maintenance cost).
- Fully enclosed hydraulic drive spinner hopper with two internal deflectors, a 24" diameter spinner disc with six bolt-on angle iron fins and a four-section baffle (special six-section baffle hopper with swing-away is included with the dump/spreader option) all designed for complete control of material application.
- Prior to painting, all components are chemically cleaned. Upon completion of the cleaning process, all exposed hopper seams not welded are chemically sealed. All components are then double coated with a lead- and chrome-free plural-component epoxy primer. The hopper body is painted with two finish coats of Hi-Way yellow plural-component urethane paint and then oven-cured. Bolt-on components are painted Hi-Way black urethane, oven-cured and assembled. 304 stainless steel units are unpainted (non-304 stainless steel components are painted black).
- All units are topped with a black decal group.

## Dump/spreader option includes the following:

- Swinging rear endgate adjusts for controlled material flow and high-speed no-hoist dumping.
- Hi-torque/hi-speed conveyor selector valve, in-cab control valve with independent control of conveyor and spinner and built-in relief valve, 20-gallon reservoir with filter and indicator with all hoses and fittings.

**Note: For proper operation, hydraulic system requires 35-40 GPM at 2500 PSI.**

Basic Unit:	Dump Spreader	Spreader
10' E3020 - as described above (7.0 cubic yard struck capacity)	\$16,125	\$12,195
11' E3020 - as described above (7.7 cubic yard struck capacity)	\$16,720	\$12,905
12' E3020 - as described above (8.5 cubic yard struck capacity)	\$17,265	\$13,530
13' E3020 - as described above (9.2 cubic yard struck capacity)	\$17,985	\$13,815
14' E3020 - as described above (9.9 cubic yard struck capacity)	\$18,760	\$14,140
15' E3020 - as described above (10.7 cubic yard struck capacity)	\$19,265	\$14,640
16' E3020 - as described above (11.4 cubic yard struck capacity)	\$20,055	\$15,295

Continued on following page

All prices are quoted F.O.B. factory. All prices for optional equipment are for individual units and apply only when ordered with equipment. Pre-approved return of unused equipment and options are subject to a 20% restocking charge. Specials and factory non-stocking items are non-returnable. All prices and specifications are subject to change without notice. Please verify the most recent prices and specifications by visiting dealer.highwayequipment.com.



# E3020

## HIGHWAY EQUIPMENT COMPANY

1330 76th Ave. SW -- CEDAR RAPIDS, IOWA 52404-7052 -- PHONE: 800/363-1771 -- FAX: 800/363-8267

Effective date: **August 1, 2017**



This supersedes all previous price lists. Orders shipped after 12/1/2017 will be invoiced at 8/1/2017 pricing regardless of order date.

Options: (ILOS - In Lieu of Standard)	10'	11'	12'	13'	14'	15'	16'
#4 belt over chain conveyor ILOS pintle-type chain conveyor							
- <b>Standard temp</b> - rated for temperatures of - 40°F to 225°F (excellent for abrasive materials)	\$705	\$745	\$830	\$890	\$935	\$1,135	\$1,175
- <b>Hi-temp</b> - rated for temperatures of -40°F to 350°F (not recommended for abrasive materials)	\$1,295	\$1,380	\$1,505	\$1,605	\$1,705	\$1,950	\$2,010
96" fenders (overall width) for truck chassis mount							
- Carbon Steel	\$685	\$760	\$785	\$885	\$975	\$1,005	\$1,045
Inverted "V"							
- Carbon Steel	\$305	\$335	\$335	\$500	\$500	\$545	\$545
Hinged screens with 2-1/2" X 2-1/2" openings	\$1,835	\$1,955	\$2,225	\$2,660	\$2,755	\$2,880	\$2,995

Options:	Dump Spreader	Spreader
2-quart conveyor chain oiler with manual on-off	\$325	\$325
2-1/2 gallon automatic conveyor chain oiler	\$585	\$585
1/2 cab shield for truck cab protection - specify 57", 63", or 69"	\$540	\$540
Ladder assembly - for right or left hand fender mounting	\$355	\$355
Clearance lights and reflectors to comply with FMVSS 108 - chassis mount	\$225	\$225
Directional, stop, tail, turn, and backup lights - no control	\$165	\$165

Hydraulic Options:	Dump Spreader	Spreader
Series or parallel hydraulic system with hi-torque/hi-speed conveyor selector valve	Included	\$1,205
Manual in-cab control valve group	Included	\$810
Pedestal mounting kit - for elevation of hydraulic manual control valve	\$190	\$190
Conveyor control valve mounted at rear for start/stop operation of conveyor	\$355	\$355
Hydraulic hoses and tubing - valve to front of unit (included with series/parallel system)	Included	\$725
Hydraulic hoses and fittings (required for series/parallel system)	Included	\$335
20-gallon hydraulic reservoir and filter with indicator	Included	\$515

All prices are quoted F.O.B. factory. All prices for optional equipment are for individual units and apply only when ordered with equipment. Pre-approved return of unused equipment and options are subject to a 20% restocking charge. Specials and factory non-stocking items are non-returnable. All prices and specifications are subject to change without notice. Please verify the most recent prices and specifications by visiting dealer.highwayequipment.com.





# E2020XT

HIGHWAY EQUIPMENT COMPANY

1330 76th Ave. SW • CEDAR RAPIDS, IOWA 52404-7052 • PHONE: 800/363-1771 • FAX: 800/363-8267

Effective date: **August 1, 2017**



This supersedes all previous price lists. Orders shipped after 12/1/2017 will be invoiced at 8/1/2017 pricing regardless of order date.



## E2020XT spreader complete with the following:

- Standard 82" wide "easy service" body is constructed of a 10-gauge hopper and stakes with 7-gauge longsills and bolt-in replaceable conveyor bottom panel. (Stainless steel units are constructed of a 12-gauge hopper and stakes with 10-gauge conveyor bottom panel and longsills.)
- Equipped with 2 hydraulic motors. One motor is mounted to the gear case; the other motor provides power to the spinner disc. **No other hydraulic components are included.** (See hydraulics options - page 2.)
- 24" wide roller-type chain conveyor with 3/8" X 1-1/2" crossbars. This conveyor is driven by a 6:1 reduction spur gear drive with a hi-torque/low-speed hydraulic motor (highest efficiency-98% for lower operational and maintenance cost).
- Fully enclosed spinner hopper with two internal deflectors and a 20" diameter hydraulically driven spinner disc with six bolt-on harden fins and four baffles designed for complete control of material application.
- Prior to painting, all components are chemically cleaned. Upon completion of the cleaning process, all exposed seams not welded are chemically sealed. All components are then double coated with a lead- and chrome-free plural-component epoxy primer. The hopper body is painted with two finish coats of Hi-Way yellow plural-component urethane paint and then oven-cured. Bolt-on components are painted Hi-Way black urethane, oven-cured and assembled. 304 stainless steel units are unpainted (non-304 stainless steel components are painted black).
- All units are topped with a black decal group.

**Note: For proper operation, hydraulic system requires 15-18 GPM at 1500 PSI for series system, and 20-25 GPM at 1500 PSI for dual system.**

Basic Unit:	Carbon	304SS
9' E2020XT - as described above (4.7 cubic yard struck capacity)	\$8,930	\$10,720
10' E2020XT - as described above (5.2 cubic yard struck capacity)	\$9,090	\$11,000
11' E2020XT - as described above (5.8 cubic yard struck capacity)	\$9,535	\$11,815
12' E2020XT - as described above (6.3 cubic yard struck capacity)	\$10,265	\$12,400
13' E2020XT - as described above (6.9 cubic yard struck capacity)	\$10,640	\$13,180
14' E2020XT - as described above (7.5 cubic yard struck capacity)	\$10,980	\$13,635
15' E2020XT - as described above (8.0 cubic yard struck capacity)	\$11,280	\$14,515
16' E2020XT - as described above (8.6 cubic yard struck capacity)	\$11,630	\$15,080

Continued on following page

All prices are quoted F.O.B. factory. All prices for optional equipment are for individual units and apply only when ordered with equipment. Pre-approved return of unused equipment and options are subject to a 20% restocking charge. Specials and factory non-stocking items are non-returnable. All prices and specifications are subject to change without notice. Please verify the most recent prices and specifications by visiting dealer.highwayequipment.com.





# E2020XT

HIGHWAY EQUIPMENT COMPANY

1330 76th Ave. SW \*\* CEDAR RAPIDS, IOWA 52404-7052 \*\* PHONE: 800/363-1771 \*\* FAX: 800/363-8267



Effective date: August 1, 2017

This supersedes all previous price lists. Orders shipped after 12/1/2017 will be invoiced at 8/1/2017 pricing regardless of order date.

Options: (ILOS - In Lieu of Standard)	9'	10'	11'	12'	13'	14'	15'	16'
6" integrated side extensions								
- Carbon Steel	\$160	\$170	\$170	\$185	\$185	\$200	\$210	\$215
- 304 Stainless Steel	\$500	\$550	\$565	\$595	\$620	\$665	\$670	\$685
12" integrated side extensions								
(15' and 16' units include dual pinion gear case)								
- Carbon Steel	\$275	\$325	\$350	\$355	\$430	\$440	\$910	\$950
- 304 Stainless Steel	\$700	\$725	\$750	\$785	\$830	\$870	\$1,250	\$1,290
96" fenders (overall width)								
- Carbon Steel	\$645	\$700	\$740	\$760	\$835	\$885	\$920	\$960
- 304 Stainless Steel (carbon angles)	\$1,115	\$1,165	\$1,310	\$1,335	\$1,435	\$1,560	\$1,635	\$1,800
Inverted "V"								
- Carbon Steel	\$295	\$295	\$315	\$315	\$490	\$490	\$510	\$510
- 304 Stainless Steel	\$495	\$495	\$580	\$580	\$795	\$795	\$815	\$815
Idler adjustment extended to rear								
- Carbon Steel	\$95	\$105	\$110	\$115	\$130	\$135	\$140	\$145
- 304 Stainless Steel	\$170	\$180	\$190	\$205	\$220	\$235	\$275	\$295
Skirt bars								
- Carbon Steel	\$180	\$195	\$205	\$225	\$240	\$240	\$250	\$260
- 304 Stainless Steel	\$275	\$295	\$295	\$310	\$325	\$365	\$385	\$400
24" rubber skirting kit	\$700	\$720	\$800	\$815	\$900	\$950	\$995	\$1,045
Idler grease tubes extended to rear	\$195	\$205	\$225	\$240	\$250	\$270	\$315	\$320
Hinged screens (2-1/2" X 2-1/2" openings)	\$1,305	\$1,450	\$1,500	\$1,675	\$1,980	\$2,020	\$2,170	\$2,225
#2 pintle-type chain conveyor ILOS	\$95	\$105	\$125	\$145	\$145	\$170	\$190	\$230
#4 BOC conveyor w/ oiler ILOS	\$1,195	\$1,225	\$1,345	\$1,350	\$1,355	\$1,570	\$1,615	\$1,630
3" structural steel I-beam runners	\$190	\$205	\$225	\$240	\$255	\$270	\$290	\$305

Options: (ILOS - In Lieu of Standard)	Carbon	304SS
15" integrated side extensions (add to 12" integrated side extension pricing)	\$180	\$340
Doghouse modification - specify 1' or 2' cut back	\$200	\$200
Dump body mounting kit & tailgate latching device (ratchet straps)	\$455	\$455
Dump body mounting kit & tailgate latching device (chains)	\$470	\$470
Spring-loaded truck chassis mounting kit	\$200	\$200
Spring-loaded idler assembly ILOS	\$100	\$110
Conveyor chain oiler (standard with #4 belt-over-chain)	\$155	\$155
1/2 cab shield - specify 57", 63", or 69"	\$405	\$935
Ladder kit assembly (carbon steel) - right/left for fender or rear for dump body	\$380	\$380
Straight channel bar-type bumper assembly (carbon steel)	\$305	\$305

Continued on following page

All prices are quoted F.O.B. factory. All prices for optional equipment are for individual units and apply only when ordered with equipment. Pre-approved return of unused equipment and options are subject to a 20% restocking charge. Specials and factory non-stocking items are non-returnable. All prices and specifications are subject to change without notice. Please verify the most recent prices and specifications by visiting [dealer.highwayequipment.com](http://dealer.highwayequipment.com).





# E2020XT

HIGHWAY EQUIPMENT COMPANY

1330 76th Ave. SW • CEDAR RAPIDS, IOWA 52404-7052 • PHONE: 800/363-1771 • FAX: 800/363-8267

Effective date: **August 1, 2017**



This supersedes all previous price lists. Orders shipped after 12/1/2017 will be invoiced at 8/1/2017 pricing regardless of order date.

Options:	Carbon	304SS
Clearance lights & reflectors to comply with FMVSS 108 - chassis mount	\$205	\$205
Clearance lights & reflectors to comply with FMVSS 108 - dump body mount	\$50	\$50
Directional, stop, tail, turn, and backup lights - no control	\$160	\$160
7" round warning light - each (specify amber or red)	\$100	\$100
Spinner spot light - each	\$135	\$135

Hydraulic Options:	Carbon	304SS
<b>Series hydraulics</b> - All hydraulic oil is available to the spinner first (via a spinner speed control valve), then to the conveyor motor. The conveyor speed is a direct function of the truck engine RPM and is synchronized to the ground speed while vehicle operates in same gear. Includes an in-cab on/off switch.		
Hydraulic hoses and fittings (for series system)	\$350	\$350
Hydraulic oil reservoir and filter - carbon steel	\$410	\$410
<b>Manual dual hydraulics</b> - Independent control of conveyor and spinner		
Manual dual control valve	\$685	\$685
Manual dual control valve mounted at rear with dump valve	\$990	\$990
Hydraulic hoses & NPT fittings - for dual system ( <i>pressure hose not included</i> )	\$535	\$535
Hydraulic hoses & NPT fittings - rear of truck to spinner & conveyor motors	\$310	\$310
Hydraulic oil reservoir and filter - carbon steel	\$410	\$410
Pedestal mounting kit - for elevation of manual dual in-cab control valve	\$190	\$190
Hydraulic quick disconnects - for truck engine driven pump	\$315	\$315

Spinner Hopper Options: (ILOS - In Lieu of Standard)	Carbon	304SS
Extended driveline spinner hopper ILOS (provides 12" to 24" extension)	\$90	\$125
Swing-up driveline spinner hopper ILOS	\$260	\$280
Polyurethane spinner disc ILOS	\$90	\$90
Top-mount, direct drive spinner hopper ILOS (E2500 style spinner hopper)	\$0	\$0
Underslung, direct drive spinner hopper ILOS (E2500 style spinner hopper)	\$90	\$210

All prices are quoted F.O.B. factory. All prices for optional equipment are for individual units and apply only when ordered with equipment. Pre-approved return of unused equipment and options are subject to a 20% restocking charge. Specials and factory non-stocking items are non-returnable. All prices and specifications are subject to change without notice. Please verify the most recent prices and specifications by visiting [dealer.highwayequipment.com](http://dealer.highwayequipment.com).



**Pre-Wet Systems**  
 HIGHWAY EQUIPMENT COMPANY



1330 76th Ave. SW • CEDAR RAPIDS, IOWA 52404-7052 • PHONE: 800/363-1771 • FAX: 800/363-8267

Effective date: **July 1, 2016**

This supersedes all previous price lists. Orders shipped after 12/1/2016 will be invoiced at 7/1/2016 pricing regardless of order date.

## Manual Electric Pre-Wet System

Pre-wet system is designed for dump body tailgate or v-box spreader mounting.

### Manual Electric Pre-Wet System complete with the following:

- 12-volt DC 3-camber diaphragm pump rated at 3.3 GPM and 60 PSI. Pump has Viton/Santoprene seals.
- Drive components are protected in a weather-proof polypropylene housing and the wiring harness is sealed and has weather pack plugs.
- 20AMP in-cab controller with backlit scale and increase and decrease buttons for precise adjustment of product.
- Non-corrosive plumbing kit includes: 1-1/2" quick fill port, ball valve shut-off, inline strainer, relief valve and two brass spray nozzles with in-line check valve.

MODEL	DESCRIPTION	LIST PRICE
HWT100-ME	Electric spray system with (1) one 100-gallon polyethylene tank, integrated power unit, control, plumbing, and steel mounting straps with hardware for under tailgate spreader.	<b>\$3,285</b>
HWV075-ME	Electric spray system with (1) one 75-gallon polyethylene tank, integrated power unit, control, plumbing, and steel mounting straps with hardware for v-box spreader with 3" channel cross sills.	<b>\$2,590</b>
HWV100-ME	Electric spray system with (1) one 100-gallon polyethylene tank, integrated power unit, control, plumbing, and steel mounting straps with hardware for v-box spreader with 3" channel cross sills.	<b>\$2,600</b>
HWV150-ME	Electric spray system with (2) two 75-gallon polyethylene tanks, integrated power unit, control, plumbing with crossover kit, and steel mounting straps with hardware for v-box spreader with 3" channel cross sills.	<b>\$3,440</b>
HWV200-ME	Electric spray system with (2) two 100-gallon polyethylene tanks, integrated power unit, control, plumbing with crossover kit, and steel mounting straps with hardware for v-box spreader with 3" channel cross sills.	<b>\$3,600</b>

Options for Manual Electric Pre-Wet System	LIST PRICE
Low level tank sensor - <i>for polyethylene tanks only</i>	\$ 55
E2020XT mounting bracket kit - single tank	\$ 300
E2020XT mounting bracket kit - dual tank	\$ 450
20AMP in-cab control and wiring loom	<i>included</i>

All prices are quoted F.O.B. factory. All prices for optional equipment are for individual units and apply only when ordered with equipment. Pre-approved return of unused equipment and options are subject to a 20% restocking charge. Specials and factory non-stocking items are non-returnable. All prices and specifications are subject to change without notice. Please verify the most recent prices and specifications by visiting [dealer.highwayequipment.com](http://dealer.highwayequipment.com).





**Pre-Wet Systems**  
 HIGHWAY EQUIPMENT COMPANY



1330 76th Ave. SW ↔ CEDAR RAPIDS, IOWA 52404-7052 ↔ PHONE: 800/363-1771 ↔ FAX: 800/363-8267

Effective date: **July 1, 2016**

This supersedes all previous price lists. Orders shipped after 12/1/2016 will be invoiced at 7/1/2016 pricing regardless of order date.

## Closed Loop Hydraulic Pre-Wet System

Pre-wet system is designed for dump body tailgate or v-box spreader mounting.

### Closed Loop Hydraulic Pre-Wet System complete with the following:

- 9 GPM corrosion resistant positive displacement pump driven by 5 GPM hydraulic motor. Unit includes 12 pulse polypropylene rotary flow meter with cabling.
- Drive components are protected in a weather-proof polypropylene housing and the wiring harness is sealed and has weather pack plugs.
- Non-corrosive plumbing kit includes: 1-1/2" quick fill port, ball valve shut-off, inline strainer, relief valve and two brass spray nozzles with in-line check valve.

**Note: Controller is not included in basic system.**

MODEL	DESCRIPTION	LIST PRICE
HWT100-CLH	Closed loop hydraulic system with (1) one 100-gallon polyethylene tank, power unit, plumbing, and steel mounting straps with hardware for under tailgate spreader.	<b>\$3,410</b>
HWV075-CLH	Closed loop hydraulic system with (1) one 75-gallon polyethylene tank, integrated power unit, plumbing, and steel mounting straps with hardware for v-box spreader with 3" channel cross sills.	<b>\$2,720</b>
HWV100-CLH	Closed loop hydraulic system with (1) one 100-gallon polyethylene tank, integrated power unit, plumbing, and steel mounting straps with hardware for v-box spreader with 3" channel cross sills.	<b>\$2,725</b>
HWV150-CLH	Closed loop hydraulic system with (2) two 75-gallon polyethylene tanks, integrated power unit, plumbing with crossover kit, and steel mounting straps with hardware for v-box spreader with 3" channel cross sills.	<b>\$3,570</b>
HWV200-CLH	Closed loop hydraulic system with (2) two 100-gallon polyethylene tanks, integrated power unit, plumbing with crossover kit, and steel mounting straps with hardware for v-box spreader with 3" channel cross sills.	<b>\$3,730</b>

Options for Closed Loop Hydraulic Pre-Wet System	LIST PRICE
Low level tank sensor - <i>for polyethylene tanks only</i>	<b>\$ 55</b>
E2020XT mounting bracket kit - single tank	<b>\$ 300</b>
E2020XT mounting bracket kit - dual tank	<b>\$ 450</b>
20AMP in-cab control and wiring loom	<b>\$ 685</b>

All prices are quoted F.O.B. factory. All prices for optional equipment are for individual units and apply only when ordered with equipment. Pre-approved return of unused equipment and options are subject to a 20% restocking charge. Specials and factory non-stocking items are non-returnable. All prices and specifications are subject to change without notice. Please verify the most recent prices and specifications by visiting dealer.highwayequipment.com.



**Pre-Wet Systems**  
HIGHWAY EQUIPMENT COMPANY



1330 76th Ave. SW ↔ CEDAR RAPIDS, IOWA 52404-7052 ↔ PHONE: 800/363-1771 ↔ FAX: 800/363-8267

Effective date: **July 1, 2016**

This supersedes all previous price lists. Orders shipped after 12/1/2016 will be invoiced at 7/1/2016 pricing regardless of order date.

## Open Loop Hydraulic Pre-Wet System

Pre-wet system is designed for dump body tailgate or v-box spreader mounting.

### Open Loop Hydraulic Pre-Wet System complete with the following:

- 9 GPM corrosion resistant positive displacement pump driven by 5 GPM hydraulic motor.
- Drive components protected in a weather-proof polypropylene housing and the wiring harness is sealed and has weather pack plugs.
- Non-corrosive plumbing kit includes: 1-1/2" quick fill port, ball valve shut-off, inline strainer, relief valve and two brass spray nozzles with in-line check valve.

**Note: Controller is not included in basic system.**

MODEL	DESCRIPTION	LIST PRICE
HWT100-OLH	Open loop hydraulic system with (1) one 100-gallon polyethylene tank, integrated power unit, plumbing, and steel mounting straps with hardware for under tailgate spreader.	\$3,665
HWV075-OLH	Open loop hydraulic system with (1) one 75-gallon polyethylene tank, integrated power unit, plumbing, and steel mounting straps with hardware for v-box spreader with 3" channel cross sills.	\$2,970
HWV100-OLH	Open loop hydraulic system with (1) one 100-gallon polyethylene tank, integrated power unit, plumbing, and steel mounting straps with hardware for v-box spreader with 3" channel cross sills.	\$2,975
HWV150-OLH	Open loop hydraulic system with (2) two 75-gallon polyethylene tanks, integrated power unit, plumbing with crossover kit, and steel mounting straps with hardware for v-box spreader with 3" channel cross sills.	\$3,825
HWV200-OLH	Open loop hydraulic system with (2) two 100-gallon polyethylene tanks, integrated power unit, plumbing with crossover kit, and steel mounting straps with hardware for v-box spreader with 3" channel cross sills.	\$3,980

Options for Open Loop Hydraulic Pre-Wet System	LIST PRICE
Low level tank sensor - <i>for polyethylene tanks only</i>	\$ 55
E2020XT mounting bracket kit - single tank	\$ 300
E2020XT mounting bracket kit - dual tank	\$ 450
20AMP in-cab control and wiring loom	\$ 685

All prices are quoted F.O.B. factory. All prices for optional equipment are for individual units and apply only when ordered with equipment. Pre-approved return of unused equipment and options are subject to a 20% restocking charge. Specials and factory non-stocking items are non-returnable. All prices and specifications are subject to change without notice. Please verify the most recent prices and specifications by visiting [dealer.highwayequipment.com](http://dealer.highwayequipment.com).





**Pre-Wet Systems**  
 HIGHWAY EQUIPMENT COMPANY



1330 76th Ave. SW ↔ CEDAR RAPIDS, IOWA 52404-7052 ↔ PHONE: 800/363-1771 ↔ FAX: 800/363-8267

Effective date: **July 1, 2016**

This supersedes all previous price lists. Orders shipped after 12/1/2016 will be invoiced at 7/1/2016 pricing regardless of order date.

## Series Open Loop Hydraulic Pre-Wet System

Pre-wet system is designed for dump body tailgate or v-box spreader mounting.

### Series Open Loop Hydraulic Pre-Wet System complete with the following:

- System is designed to install into existing series hydraulic system of spreader.
- Pump and electro-proportion (PWM) valve is enclosed in a weather proof stainless steel housing.
- Wiring harness is sealed and has weather pack plugs.
- Non-corrosive plumbing kit includes: 1-1/2" quick fill port, ball valve shut-off, inline strainer, relief valve and two brass spray nozzles with in-line check valve.

**Note: Controller is not included in basic system.**

MODEL	DESCRIPTION	LIST PRICE
HWT100-SOLH	Series open loop hydraulic system with (1) one 100-gallon polyethylene tank, power unit, stainless steel housing, plumbing, and steel mounting straps with hardware for under tailgate spreader.	<b>\$4,915</b>
HWV075-SOLH	Series open loop hydraulic system with (1) one 75-gallon polyethylene tank, power unit, stainless steel housing, plumbing, and steel mounting straps with hardware for v-box spreader with 3" channel cross sills.	<b>\$4,225</b>
HWV100-SOLH	Series open loop hydraulic system with (1) one 100-gallon polyethylene tank, power unit, stainless steel housing, plumbing, and steel mounting straps with hardware for v-box spreader with 3" channel cross sills.	<b>\$4,230</b>
HWV150-SOLH	Series open loop hydraulic system with (2) two 75-gallon polyethylene tanks, power unit, stainless steel housing, plumbing with crossover kit, and steel mounting straps with hardware for v-box spreader with 3" channel cross sills.	<b>\$5,075</b>
HWV200-SOLH	Series open loop hydraulic system with (2) two 100-gallon polyethylene tanks, power unit, stainless steel housing, plumbing with crossover kit, and steel mounting straps with hardware for v-box spreader with 3" channel cross sills.	<b>\$5,240</b>

Options for Series Open Loop Hydraulic Pre-Wet System	LIST PRICE
Low level tank sensor - <i>for polyethylene tanks only</i>	<b>\$ 55</b>
E2020XT mounting bracket kit - single tank	<b>\$ 300</b>
E2020XT mounting bracket kit - dual tank	<b>\$ 450</b>
20AMP in-cab control and wiring loom	<b>\$ 685</b>

All prices are quoted F.O.B. factory. All prices for optional equipment are for individual units and apply only when ordered with equipment. Pre-approved return of unused equipment and options are subject to a 20% restocking charge. Specials and factory non-stocking items are non-returnable. All prices and specifications are subject to change without notice. Please verify the most recent prices and specifications by visiting dealer.highwayequipment.com.



## Displacer Series Snowplows

HIGHWAY EQUIPMENT COMPANY

1330 76th Ave. SW -- CEDAR RAPIDS, IOWA 52404-7052 -- PHONE: 800/363-1771 -- FAX: 800/363-8267

Effective date: **August 1, 2017**

This supersedes all previous price lists. Orders shipped after 12/1/2017 will be invoiced at 8/1/2017 pricing regardless of order date.



### Power Reversible Poly Trip Edge Snowplows



MODEL	LENGTH	HEIGHT	LIST PRICE	DEFLECTOR KIT
RPE1036	10'	36"	\$11,245	\$465
RPE1042	10'	42"	\$11,515	\$465
RPE1136	11'	36"	\$11,515	\$545
RPE1142	11'	42"	\$11,630	\$545
RPE1242	12'	42"	\$11,890	\$575

#### HITCH OPTIONS

MODEL	TRUCK PORTION	PLOW PORTION	PLOW & TRUCK
	LIST PRICE	LIST PRICE	LIST PRICE
HWPO ( <i>pin-on style hitch</i> )	\$3,430	<i>included</i>	\$3,430
HWDP ( <i>drop-pin style hitch</i> )	\$4,290	\$550	\$4,840
HWTL ( <i>speed lock style hitch</i> )	\$4,290	\$450	\$4,740
HWMW ( <i>jaws style hitch</i> )	\$4,195	\$1,575	\$5,770

#### MISCELLANEOUS OPTIONS

DESCRIPTION	LIST PRICE (per set)
Screw adjustable caster wheels - 8"	\$ 1,645
Screw adjustable caster wheels - 10"	\$ 2,995
Screw adjustable mushroom shoes	\$ 1,485
Bolt adjustable mushroom shoes	\$ 920
Screw adjustable rectangular shoes	\$ 1,505
Cast molboard shoes	\$ 295
Curb shoes	\$ 275
Plastic plow markers	\$ 55

\*\*\* All plow pricing is F.O.B. New Berlin, WI \*\*\*

All prices for optional equipment are for individual units and apply only when ordered with equipment. Pre-approved return of unused equipment and options are subject to a 20% restocking charge. Specials and factory non-stocking items are non-returnable. All prices and specifications are subject to change without notice. Please verify the most recent prices and specifications by visiting [dealer.highwayequipment.com](http://dealer.highwayequipment.com).





## Displacer Series Snowplows

HIGHWAY EQUIPMENT COMPANY

1330 76th Ave. SW \*\* CEDAR RAPIDS, IOWA 52404-7052 \*\* PHONE: 800/363-1771 \*\* FAX: 800/363-8267

Effective date: **August 1, 2017**

This supersedes all previous price lists. Orders shipped after 12/1/2017 will be invoiced at 8/1/2017 pricing regardless of order date.



### Power Reversible Steel Trip Edge Snowplows



MODEL	LENGTH	HEIGHT	LIST PRICE	DEFLECTOR KIT
RSE1036	10'	36"	\$10,270	\$465
RSE1042	10'	42"	\$10,530	\$465
RSE1136	11'	36"	\$10,530	\$545
RSE1142	11'	42"	\$10,630	\$545
RSE1242	12'	42"	\$10,880	\$575

#### HITCH OPTIONS

MODEL	TRUCK PORTION	PLOW PORTION	PLOW & TRUCK
	LIST PRICE	LIST PRICE	LIST PRICE
HWPO ( <i>pin-on style hitch</i> )	\$3,430	<i>included</i>	\$3,430
HWDP ( <i>drop-pin style hitch</i> )	\$4,290	\$550	\$4,840
HWTL ( <i>speed lock style hitch</i> )	\$4,290	\$450	\$4,740
HWMW ( <i>jaws style hitch</i> )	\$4,195	\$1,575	\$5,770

#### MISCELLANEOUS OPTIONS

DESCRIPTION	LIST PRICE (per set)
Screw adjustable caster wheels - 8"	\$ 1,645
Screw adjustable caster wheels - 10"	\$ 2,995
Screw adjustable mushroom shoes	\$ 1,485
Bolt adjustable mushroom shoes	\$ 920
Screw adjustable rectangular shoes	\$ 1,505
Cast molboard shoes	\$ 295
Curb shoes	\$ 275
Plastic plow markers	\$ 55

\*\*\* All plow pricing is F.O.B. New Berlin, WI \*\*\*

All prices for optional equipment are for individual units and apply only when ordered with equipment. Pre-approved return of unused equipment and options are subject to a 20% restocking charge. Specials and factory non-stocking items are non-returnable. All prices and specifications are subject to change without notice. Please verify the most recent prices and specifications by visiting [dealer.highwayequipment.com](http://dealer.highwayequipment.com).



## Displacer Series Snowplows

HIGHWAY EQUIPMENT COMPANY

1330 76th Ave. SW • CEDAR RAPIDS, IOWA 52404-7052 • PHONE: 800/363-1771 • FAX: 800/363-8267

Effective date: **August 1, 2017**

This supersedes all previous price lists. Orders shipped after 12/1/2017 will be invoiced at 8/1/2017 pricing regardless of order date.



### Power Reversible Steel Full Trip Snowplows



MODEL	LENGTH	HEIGHT	LIST PRICE	DEFLECTOR KIT
RSF1042	10'	42"	\$8,585	\$465
RSF1142	11'	42"	\$8,985	\$545
RSF1242	12'	42"	\$9,385	\$575

HITCH OPTIONS			
MODEL	TRUCK PORTION	PLOW PORTION	PLOW & TRUCK
	LIST PRICE	LIST PRICE	LIST PRICE
HWPO ( <i>pin-on style hitch</i> )	\$3,430	<i>included</i>	\$3,430
HWDP ( <i>drop-pin style hitch</i> )	\$4,290	\$550	\$4,840
HWTL ( <i>speed lock style hitch</i> )	\$4,290	\$450	\$4,740
HWMW ( <i>jaws style hitch</i> )	\$4,195	\$1,575	\$5,770

MISCELLANEOUS OPTIONS	
DESCRIPTION	LIST PRICE (per set)
Screw adjustable caster wheels - 8"	\$ 1,645
Screw adjustable caster wheels - 10"	\$ 2,995
Screw adjustable mushroom shoes	\$ 1,485
Bolt adjustable mushroom shoes	\$ 920
Screw adjustable rectangular shoes	\$ 1,505
Cast molboard shoes	\$ 295
Curb shoes	\$ 275
Plastic plow markers	\$ 55

\*\*\* All plow pricing is F.O.B. New Berlin, WI \*\*\*

All prices for optional equipment are for individual units and apply only when ordered with equipment. Pre-approved return of unused equipment and options are subject to a 20% restocking charge. Specials and factory non-stocking items are non-returnable. All prices and specifications are subject to change without notice. Please verify the most recent prices and specifications by visiting [dealer.highwayequipment.com](http://dealer.highwayequipment.com).





## Displacer Series Snowplows

HIGHWAY EQUIPMENT COMPANY

1330 76th Ave. SW \*\* CEDAR RAPIDS, IOWA 52404-7052 \*\* PHONE: 800/363-1771 \*\* FAX: 800/363-8267


Effective date: **August 1, 2017**

This supersedes all previous price lists. Orders shipped after 12/1/2017 will be invoiced at 8/1/2017 pricing regardless of order date.



### Super Plow

### Power Reversible Poly Trip Edge for Medium Duty Trucks



MODEL	LENGTH	HEIGHT	LIST PRICE	OPTIONAL DEFLECTOR KIT
RPME930	9'	30"	\$6,525	\$315
RPME1030	10'	30"	\$6,875	\$360
RPME1130	11'	30"	\$7,240	\$410

\*\*\* Specify make, model and year of truck when ordering \*\*\*

HITCH OPTIONS			
MODEL	TRUCK PORTION	PLOW PORTION	PLOW & TRUCK
	LIST PRICE	LIST PRICE	LIST PRICE
HWMDPO ( <i>pin-on style hitch</i> )	\$3,295	<i>included</i>	\$3,295

\*\*\* All plow pricing is F.O.B. New Berlin, WI \*\*\*

All prices for optional equipment are for individual units and apply only when ordered with equipment. Pre-approved return of unused equipment and options are subject to a 20% restocking charge. Specials and factory non-stocking items are non-returnable. All prices and specifications are subject to change without notice. Please verify the most recent prices and specifications by visiting dealer.highwayequipment.com.

Effective date: **August 1, 2017**

This supersedes all previous price lists. Orders shipped after 12/1/2017 will be invoiced at 8/1/2017 pricing regardless of order date.

## One Way Steel Trip Edge Snowplows



MODEL	LENGTH	HEIGHT	LIST PRICE		OPTIONAL DEFLECTOR KIT
			Fixed Angle	Hydraulic Reverse	
OSE1156	11'	26"/56"	\$10,165	\$12,740	\$575

HITCH OPTIONS			
MODEL	TRUCK PORTION	PLOW PORTION	PLOW & TRUCK
	LIST PRICE	LIST PRICE	LIST PRICE
HWPO ( <i>pin-on style hitch</i> )	\$3,430	<i>included</i>	\$3,430

MISCELLANEOUS OPTIONS	
DESCRIPTION	LIST PRICE (per set)
Screw adjustable caster wheels - 8"	\$ 1,645
Screw adjustable caster wheels - 10"	\$ 2,995
Screw adjustable mushroom shoes	\$ 1,485
Bolt adjustable mushroom shoes	\$ 920
Screw adjustable rectangular shoes	\$ 1,505
Cast molboard shoes	\$ 295
Curb shoe	<i>included</i>
Plastic plow markers	\$ 55

\*\*\* All plow pricing is F.O.B. New Berlin, WI \*\*\*

All prices for optional equipment are for individual units and apply only when ordered with equipment. Pre-approved return of unused equipment and options are subject to a 20% restocking charge. Specials and factory non-stocking items are non-returnable. All prices and specifications are subject to change without notice. Please verify the most recent prices and specifications by visiting dealer.highwayequipment.com.





## Displacer Series Snowplows

HIGHWAY EQUIPMENT COMPANY

1330 76th Ave. SW \*\* CEDAR RAPIDS, IOWA 52404-7052 \*\* PHONE: 800/363-1771 \*\* FAX: 800/363-8267

Effective date: August 1, 2017

This supersedes all previous price lists. Orders shipped after 12/1/2017 will be invoiced at 8/1/2017 pricing regardless of order date.



### Underbody Snowplows



MODEL	LENGTH	HEIGHT	LIST PRICE
USF1020	10'	20"	\$12,245
USF1120	11'	20"	\$12,470
USF1220	12'	20"	\$12,680

\*\*\* All plow pricing is F.O.B. New Berlin, WI \*\*\*

All prices for optional equipment are for individual units and apply only when ordered with equipment. Pre-approved return of unused equipment and options are subject to a 20% restocking charge. Specials and factory non-stocking items are non-returnable. All prices and specifications are subject to change without notice. Please verify the most recent prices and specifications by visiting [dealer.highwayequipment.com](http://dealer.highwayequipment.com).



## Displacer Series Snowplows

HIGHWAY EQUIPMENT COMPANY

1330 76th Ave. SW \*\* CEDAR RAPIDS, IOWA 52404-7052 \*\* PHONE: 800/363-1771 \*\* FAX: 800/363-8267

Effective date: **August 1, 2017**

This supersedes all previous price lists. Orders shipped after 12/1/2017 will be invoiced at 8/1/2017 pricing regardless of order date.



### Patrol & Shelving Patrol Wing Snowplows



MODEL	LENGTH	HEIGHT	LIST PRICE
<b>Patrol Wings (no trip)</b>			
WSN934	9'	26"/34"	<b>\$9,780</b>
WSN1035	10'	26"/35"	<b>\$10,045</b>
<b>Shelving Patrol Wings (full trip)</b>			
SSF1034	10'	27"/34"	<b>\$11,425</b>
SSF1135	11'	27"/35"	<b>\$11,720</b>
SSF1236	12'	27"/36"	<b>\$12,015</b>

\*\*\* Left hand wings are available - contact factory \*\*\*

<b>MISCELLANEOUS OPTIONS</b>	
DESCRIPTION	LIST PRICE (per set)
Hydraulic side shift	\$ 1,170.00
Manual side shift	\$ 625.00
Curb shoe	included

\*\*\* All plow pricing is F.O.B. New Berlin, WI \*\*\*

All prices for optional equipment are for individual units and apply only when ordered with equipment. Pre-approved return of unused equipment and options are subject to a 20% restocking charge. Specials and factory non-stocking items are non-returnable. All prices and specifications are subject to change without notice. Please verify the most recent prices and specifications by visiting [dealer.highwayequipment.com](http://dealer.highwayequipment.com).





## Displacer Series Snowplows

HIGHWAY EQUIPMENT COMPANY


1330 76th Ave. SW \*\* CEDAR RAPIDS, IOWA 52404-7052 \*\* PHONE: 800/363-1771 \*\* FAX: 800/363-8267

Effective date: August 1, 2017


This supersedes all previous price lists. Orders shipped after 12/1/2017 will be invoiced at 8/1/2017 pricing regardless of order date.




### Snowplow Hitches




**HWPO (Pin On)**



**HWDP (Drop Pin)**



**HWTL (Speed Lock)**



**HMMW (Jaws)**

<b>HITCH OPTIONS</b>			
<b>MODEL</b>	<b>TRUCK PORTION</b>	<b>PLOW PORTION</b>	<b>PLOW &amp; TRUCK</b>
	<b>LIST PRICE</b>	<b>LIST PRICE</b>	<b>LIST PRICE</b>
HWPO ( <i>pin-on style hitch</i> )	<b>\$3,430</b>	<i>Standard</i>	<b>\$3,430</b>
HWDP ( <i>drop-pin style hitch</i> )	<b>\$4,290</b>	<b>\$550</b>	<b>\$4,840</b>
HWTL ( <i>speed lock style hitch</i> )	<b>\$4,290</b>	<b>\$450</b>	<b>\$4,740</b>
HMMW ( <i>jaws style hitch</i> )	<b>\$4,195</b>	<b>\$1,575</b>	<b>\$5,770</b>

\*\*\* All plow pricing is F.O.B. New Berlin, WI \*\*\*

All prices for optional equipment are for individual units and apply only when ordered with equipment. Pre-approved return of unused equipment and options are subject to a 20% restocking charge. Specials and factory non-stocking items are non-returnable. All prices and specifications are subject to change without notice. Please verify the most recent prices and specifications by visiting [dealer.highwayequipment.com](http://dealer.highwayequipment.com).



## Displacer Series Snowplows

HIGHWAY EQUIPMENT COMPANY


1330 76th Ave. SW -- CEDAR RAPIDS, IOWA 52404-7052 -- PHONE: 800/363-1771 -- FAX: 800/363-8267

Effective date: **August 1, 2017**

This supersedes all previous price lists. Orders shipped after 12/1/2017 will be invoiced at 8/1/2017 pricing regardless of order date.



### Snowplow Options



<b>MISCELLANEOUS OPTIONS</b>	
<b>DESCRIPTION</b>	<b>LIST PRICE (per set)</b>
Screw adjustable caster wheels - 8"	\$ 1,645
Screw adjustable caster wheels - 10"	\$ 2,995
Screw adjustable mushroom shoes	\$ 1,485
Bolt adjustable mushroom shoes	\$ 920
Screw adjustable rectangular shoes	\$ 1,505
Cast molboard shoes	\$ 295
Curb shoes	\$ 275
Plastic plow markers	\$ 55

\*\*\* All plow pricing is F.O.B. New Berlin, WI \*\*\*

All prices for optional equipment are for individual units and apply only when ordered with equipment. Pre-approved return of unused equipment and options are subject to a 20% restocking charge. Specials and factory non-stocking items are non-returnable. All prices and specifications are subject to change without notice. Please verify the most recent prices and specifications by visiting [dealer.highwayequipment.com](http://dealer.highwayequipment.com).